



tile & stone  
Installation Systems

## ARDEX Grout Color Chart



Lime Ridge Mall - Hamilton, Ontario



AMERICAS

## ARDEX FL™ Rapid Set, Flexible Sanded Grout

A highly versatile, rapid-setting sanded grout with a revolutionary creamy consistency that is extremely easy to apply. Suitable for floors or walls in exterior or interior applications. Ideal for commercial and residential uses including swimming pools, showers and kitchens.

- Use with porcelain, glass, quarry, ceramic, mosaic and most natural stone tiles
- Open to traffic in just 90 minutes
- Grout joints 1/16" to 1/2" (1.5 mm - 12 mm)
- Excellent color consistency
- Stain resistant and water repellent
- Freeze/thaw resistant
- No slake time required



## ARDEX WA™ Epoxy Grout and Adhesive

A solvent-free, two-component epoxy grout and adhesive that is very easy to apply and clean. Particularly suited for tile installations in swimming pools, hot tubs, showers, food processing facilities, industrial areas, hospitals and any installation requiring high standards of hygiene and chemical resistance.

- Grout joints up to 1/2" (12 mm) wide
- Use for setting all types of tile and stone
- Use where maximum chemical resistance and/or hygiene and cleanliness are required
- Interior and exterior floors and walls
- Waterproof and frost resistant
- Submerged application in just 7 days



## ARDEX FH™ Sanded Floor and Wall Grout

An ideal, everyday, polymer-modified cement-based grout suitable for use with porcelain, glass, quarry, ceramic and most natural stone tiles.

- For grout joints 1/16" to 3/4" (1.5 mm to 19 mm)
- Uniform color consistency
- Very easy to apply and clean
- Interior and exterior floor and wall applications
- Weather resistant
- Available in 30 ARDEX colors  
(not available in Azure Blue, Fresh Magnolia, Burnt Orange, Asparagus, or Summer Yellow)

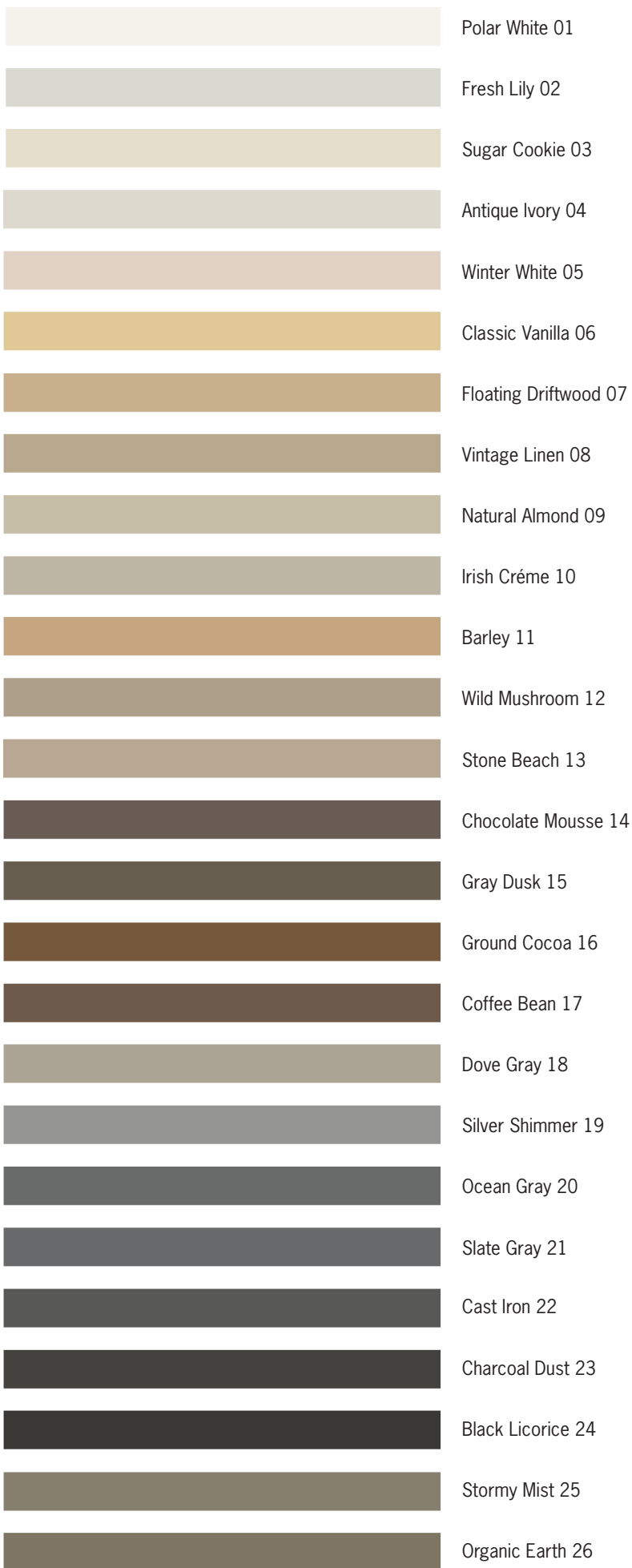


## ARDEX FG-C™ MICROTEC® Unsanded Floor & Wall Grout

A high performance, Portland cement-based, unsanded grout with a creamy, smooth, easy-to-use consistency that delivers full, strong and aesthetically appealing grout joints with an ultra-smooth finish. With its flexibility and high strength, ARDEX FG-C is ideal for interior and exterior floors and walls.

- Use with porcelain, glass, quarry, ceramic, mosaic and most natural stone tiles
- Grout joints up to 1/4" (6 mm)  
(Porcelain tile; grout joints less than 1/8")
- Open to traffic in just 4 hours
- Excellent bond and shear strength
- Highly flexible; resists cracking
- Mold and mildew resistant
- Freeze/thaw stable; Unaffected by water





\* Azure Blue 27



Gentle Blush 28



\* Fresh Magnolia 29



Pink Champagne 30



\* Burnt Orange 31



Baked Terra Cotta 32




\* Asparagus 33



\* Summer Yellow 34



Brilliant White 35



Due to variations in printing processes, colors are approximate. Please refer to ARDEX Grout Kits for more accurate color comparisons. Types of tile, substrate and installation environment may cause color variation.

\*Not available in ARDEX FH.



**ARDEX FL Grout**



## ARDEX FL™ Rapid Set Flexible Sanded Grout Coverage Chart

### Grout Joint Size - Square Feet (25 lb. bag)

Tile Size	1/16" 0.0625	1/8" 0.125	3/16" 0.188	1/4" 0.25	5/16" 0.313	3/8" 0.375	1/2" 0.5
1" x 1" x 1/4"	92.0	47.5	32.7	25.5	21.1	18.3	14.9
2" x 2" x 1/4"	181.1	92.0	62.2	47.5	38.6	32.8	25.5
2" x 2" x 3/8"	120.7	61.3	41.4	31.7	25.7	21.9	17.0
4-1/4" x 4-1/4" x 5/16"	304.7	153.5	102.8	77.9	62.7	52.7	40.2
4" x 8" x 1/2"	238.9	120.1	80.3	60.7	48.7	40.9	31.0
6" x 6" x 1/2"	268.7	135.1	90.3	68.3	54.8	46.0	34.9
8" x 8" x 3/8"	477.1	239.5	159.9	120.7	96.8	81.1	61.3
12" x 12" x 3/8"	714.8	358.3	238.9	180.1	144.2	120.7	91.0
13" x 13" x 3/8"	774.2	388.0	258.6	194.9	156.1	130.6	98.4
16" x 16" x 3/8"	952.4	477.1	317.9	239.5	191.7	160.3	120.7
18" x 18" x 3/8"	1071.2	536.5	357.4	269.2	215.4	180.1	135.5
24" x 24" x 3/8"	1427.6	714.8	475.9	358.3	286.6	239.5	180.1

## ARDEX WA™ Epoxy Grout & Adhesive Coverage Chart

### Grout Joint Size - Square Feet (9 lb. unit)

Tile Size	1/16" 0.0625	1/8" 0.125	3/16" 0.188	1/4" 0.25	5/16" 0.313	3/8" 0.375	1/2" 0.5
1" x 1" x 1/4"	36.0	18.6	12.8	10.0	8.3	7.2	5.8
2" x 2" x 1/4"	70.9	36.0	24.3	18.6	15.1	12.8	10.0
4-1/4" x 4-1/4" x 5/16"	119.3	60.1	40.3	30.5	24.6	20.6	15.7
4" x 8" x 1/2"	93.5	47.0	31.4	23.8	19.1	16.0	12.1
6" x 6" x 1/2"	105.2	52.9	35.3	26.7	21.5	18.0	13.7
8" x 8" x 3/8"	186.8	93.8	62.6	47.3	37.9	31.8	24.0
12" x 12" x 3/8"	279.8	140.3	93.5	70.5	56.5	47.3	35.6
13" x 13" x 3/8"	303.1	151.9	101.3	76.3	61.1	51.1	38.5
16" x 16" x 3/8"	372.9	186.8	124.5	93.8	75.0	62.8	47.3
18" x 18" x 3/8"	419.4	210.1	139.9	105.4	84.3	70.5	53.1
24" x 24" x 3/8"	559.0	279.8	186.3	140.3	112.2	93.8	70.5

Coverage may vary based on jobsite conditions and installation method.  
Please refer to individual product technical data sheets at [www.ardexamericas.com](http://www.ardexamericas.com)

AB196 7/14

## ARDEX WA Epoxy Grout



## ARDEX FH™ Sanded Floor & Wall Grout Coverage Chart

**Grout Joint Size - Square Feet (25 lb. bag)**

Tile Size	1/16" 0.0625	1/8" 0.125	3/16" 0.188	1/4" 0.25
1" x 1" x 1/4"	99.1	51.2	35.2	27.4
2" x 2" x 1/4"	195.0	99.1	67.0	51.2
2" x 2" x 3/8"	130.0	66.1	44.7	34.1
4-1/4" x 4-1/4" x 5/16"	328.3	165.4	110.8	83.9
4" x 8" x 1/2"	257.3	129.3	86.5	65.4
6" x 6" x 1/2"	289.5	145.5	97.3	73.5
8" x 8" x 3/8"	514.0	258.0	172.2	130.0
12" x 12" x 3/8"	770.0	386.0	257.3	194.0
13" x 13" x 3/8"	834.0	418.0	278.6	210.0
16" x 16" x 3/8"	1026.0	514.0	342.4	258.0
18" x 18" x 3/8"	1154.0	578.0	385.0	290.0
24" x 24" x 3/8"	1538.0	770.0	512.6	386.0

## ARDEX FG-C™ MICROTEC® Unsanded Floor & Wall Grout Coverage Chart

**Grout Joint Size - Square Feet (25 lb. bag)**


Tile Size	1/16" 0.0625	1/8" 0.125	3/16" 0.188	1/4" 0.25
1" x 1" x 1/4"	97.3	50.3	34.6	26.9
2" x 2" x 1/4"	191.4	97.3	65.7	50.3
4-1/4" x 4-1/4" x 5/16"	322.2	162.3	108.7	82.4
4" x 8" x 1/2"	252.6	127.0	84.9	64.2
6" x 6" x 1/2"	284.1	142.8	95.5	72.2
8" x 8" x 3/8"	504.5	253.2	169.0	127.6
12" x 12" x 3/8"	755.7	378.9	252.6	190.4
13" x 13" x 3/8"	818.6	410.3	273.5	206.1
16" x 16" x 3/8"	1007.0	504.5	336.1	253.2
18" x 18" x 3/8"	1132.6	567.3	377.9	284.6
24" x 24" x 3/8"	1509.5	755.7	503.2	378.9

Coverage may vary based on jobsite conditions and installation method.  
Please refer to individual product technical data sheets at [www.ardexamericas.com](http://www.ardexamericas.com)

## ARDEX WA Epoxy Grout



For easy-to-use ARDEX Product Calculators and Product Information On the Go, download the ARDEX App at the iTunes Store or the Android Marketplace.



724-203-5000  
888-512-7339

[www.ardexamericas.com](http://www.ardexamericas.com)